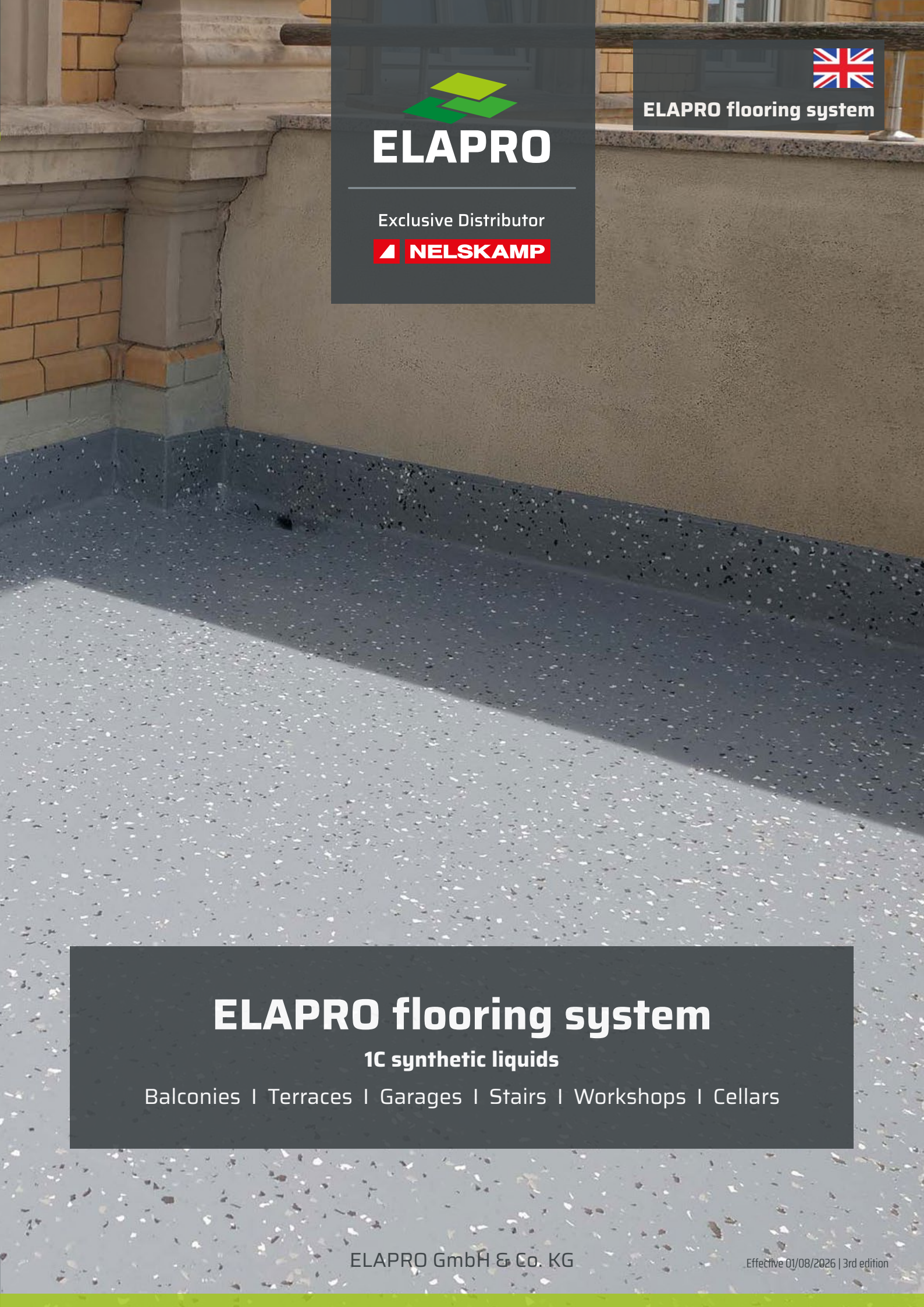

ELAPRO

Exclusive Distributor

NELSKAMP

ELAPRO flooring system

ELAPRO flooring system

1C synthetic liquids

Balconies I Terraces I Garages I Stairs I Workshops I Cellars

ELAPRO GmbH & Co. KG

Effective 01/08/2026 | 3rd edition

Advantages & Evidence

System properties and product evidence

Discover the ELAPRO flooring system for walkable and trafficable surfaces in exterior and interior areas such as balconies, terraces, stairs, entrance areas, garage floors and cellar floors. From priming and waterproofing through to coating, components with EMICODE® EC 1PLUS are available throughout the system. The simple and fast system build-up requires just a few work steps.

At a glance

Technical & Application Benefits

- Balcony floor build-up in one day*
- Easy, fast and cost-effective
- One-component – no mixing
- Long processing time
- Reusable for up to 9 months
- High mechanical load capacity
- Slip resistance up to R11
- No additional sealing required
- No diisocyanate training**

* when using ELAPRO QuickDry
** in accordance with Regulation (EU) 2020/1149

The ELAPRO flooring system offers numerous advantages during application. The one-component ELAPRO synthetic liquids are easy to apply and do not need to be mixed with a second component. This reduces the risk of mixing and dosing errors. Once opened, they can be reused for up to 9 months when stored correctly. Remaining material can be used for subsequent applications, thereby reducing material costs. ELAPRO 1k-SIL blu, ELAPRO 1k-SIL, ELAPRO Topcoat and ELAPRO Primer BE do not require hazard pictograms under the CLP Regulation. They are also solvent-free according to EMICODE®.

With a processing time of 90 minutes, the synthetic liquids mentioned above provide sufficient time for application. This reduces time pressure during application and the risk of prepared material not being applied in time and having to be disposed of. No diisocyanate training in accordance with Regulation (EU) 2020/1149 is required for their application. This also eliminates the time and costs associated with such training.

As for our surface coating, ELAPRO Topcoat is characterised by its high mechanical load capacity and attractive appearance. The self-levelling and easy-to-spread coating enables a uniform finish. Our décor options allow the surface to be individually designed while also increasing slip resistance. ELAPRO Chips are sprinkled directly into the coating and achieve slip resistance class R10. Alternatively, ELAPRO Q712 (quartz sand) achieves slip resistance class R11. No additional sealing of the finished surface is required in either case – saving an additional work step as well as time and costs.

Evidence, Tests & Listings

ELAPRO 1k-SIL blu	ELAPRO 1k-SIL	ELAPRO Topcoat
• ETA-24/0110 – W3 (25 years) • Reaction to fire – Class E • External fire performance – BROOF(t1) • Structural waterproofing – PG-FLK P-1202/812/20	• ETA-19/0623 – W3 (25 years) • Reaction to fire – Class E • External fire performance – BROOF(t1) • Structural waterproofing – PG-FLK P-1202/812/20 • Root resistance – FLL / DIN EN 13948	• Reaction to fire – Class E • Slip resistance – DIN EN 16165, Annex B – without décor: R9 – IFA 2204137 – with ELAPRO Chips: R10 – IFA 2204139 – with ELAPRO Q712: R11 – IFA 2204138
• Blue Angel – DE-UZ 233 • EMICODE® EC 1PLUS – Licence No. 18008 • Ecotoxicologically tested – Test Report 04/21102 1a	• EMICODE® EC 1PLUS – Licence No. 15468 • Ecotoxicologically tested – Test Report 04/21102 1a	• EMICODE® EC 1PLUS – Licence No. 15469
• DGNB Navigator – Code 9620AI • QNG-ready*** • SHI Database	• DGNB Navigator – Code 81YTA4 • QNG-ready* • SHI Database	• DGNB Navigator – Code YRI8ML • QNG-ready* • SHI Database

*** Product-specific requirements verified by SHI.

Application areas & system build-up

Applications and system steps


Balconies & terraces


Garage floors


Entrance areas


Stairs


Workshops & hobby rooms


Cellar floors

Why our system build-up is faster



Step 1

Primer

Re-coatable after approx. 15–30 min. (KS/UN) or 30–60 min. (BE)

The short re-coating time of the primers enables fast further processing and reduces waiting times.



Step 2

Waterproofing / indicator layer

Can be re-coated after 4 hours

With the ELAPRO QuickDry accelerator, the waterproofing can be re-coated after just 4 hours – reducing waiting times and speeding up the system build-up.



Step 3

Coating with décor

Walkable after 12 hours
Full load capacity after 72 hours

The chips are sprinkled directly into the coating. No subsequent sweeping or sealing is required – simplifying the system build-up and saving time.

ELAPRO Tutorials
Here we show how it's done.

Product data

Technical properties

Step 1

Primer			
Description	**ELAPRO Primer KS**	**ELAPRO Primer UN**	**ELAPRO Primer BE**
	 Exterior areas		Interior areas 
Material properties			
Application	**Plastic-based substrates** such as EPDM, EVA, FPO/TPO, GRP, PVC	**Metallic and mineral substrates**, such as aluminium, stainless steel, copper, steel, zinc, concrete, screed, bitumen	**Mineral substrates** Bonding primer: tiles, ceramics, glass Deep-penetrating primer: concrete, screed, plaster, plasterboard, filler
Packaging	Metal can	Metal can	Plastic container
Delivery form	400 g / 1 kg / 2.5 kg / 4 kg	400 g / 1 kg / 2.5 kg / 4 kg	5 kg
Stability in storage	at least 24 months	at least 24 months	at least 24 months
Standard colour	Colourless, transparent	Light yellow	Green
Processing-relevant data			
Processing temperatures	up to +35°C	up to +35°C	+5 to +40°C
Consumption	at least 50 g/m²	at least 100 g/m²* / at least 250 g/m²** * non-absorbent substrates ** absorbent mineral substrates	at least 100 g/m²* / at least 200 g/m²** * non-absorbent substrates ** absorbent mineral substrates
Processing time	40 min.	40 min.	40 min.
Re-coatable	after approx. 15 min.	after approx. 15–30 min.	after approx. 30–60 min.

Step 2 **Step 3**

	Waterproofing / indicator layer		Coating
Description	**ELAPRO 1k-SIL blu**	**ELAPRO 1k-SIL**	**ELAPRO Topcoat**
			
Material properties			
Packaging	Plastic container	Metal can	Metal can
Delivery form	7 kg	6 kg / 12 kg	12 kg
Stability in storage	at least 12 months	at least 12 months	at least 12 months
Standard colour(s)	Slate grey	Anthracite grey, Silver grey	Telegrey 2, Light grey
Processing-relevant data			
Processing temperatures	0 to +40°C	0 to +40°C	+5 to +40°C
Consumption	at least 3.3 kg/m² (waterproofing) at least 0.75 kg/m² (indicator layer)	at least 3.3 kg/m² (waterproofing) at least 0.75 kg/m² (indicator layer)	at least 3.0 kg/m²
Processing time	90 min.	90 min.	90 min.
Rainproof / walkable	after 1 hour / 12 hours; after 30 min. / 4 hours (with ELAPRO QuickDry)	after 1 hour / 12 hours; after 30 min. / 4 hours (with ELAPRO QuickDry)	after 1 hour / 24 hours

ELAPRO Download
Technical documentation

Colour samples

Real colour mixtures

We have the right colour combination for every taste

Choose the colour(s) you would like to have from our colour range (see table on the back). You have 29 colours to choose from, each available in sizes 0.5 / 1 / 2 / 3 and 5 mm. The colours can be sprinkled individually or combined. This allows surfaces to be individually designed and transforms inconspicuous areas into real eye-catchers.

ELAPRO Topcoat [Light Grey] incl. mixed colour chips [Ø 5 mm]			
	Black, White, Grey		Black, Sand Yellow
	Sand yellow, Orient red, Cream	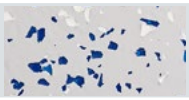	White, Sky blue
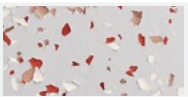	Orient red, Beige grey, Cream		Black, White, Sky blue
	Black, Grey, Sky blue		White, Orient red, Sky blue
	White, Pigeon blue, Patina green		White, Pigeon blue, Sky blue, Patina green
	Sand yellow, Granite grey		Ivory, Beige red, Beige grey
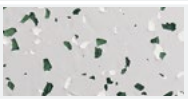	White, Patina green		Sky blue, Patina green, Pigeon blue

ELAPRO Topcoat [Telegrey 2] incl. mixed colour chips [Ø 5 mm]			
	Black, White, Grey		Black, Sand yellow
	Sand yellow, Orient red, Cream		White, Sky blue
	Orient red, Beige grey, Cream		Black, White, Sky blue
	Black, Grey, Sky blue		White, Orient red, Sky blue
	White, Pigeon blue, Patina green	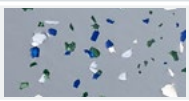	White, Pigeon blue, Sky blue, Patina green
	Sand yellow, Granite grey		Ivory, Beige red
	White, Patina green		Sky blue, Patina green, Pigeon blue

Note: Images of the real samples may show structure or colour deviations.

Colour range

ELAPRO Chips

Colour sample	Name	Colour sample	Name
	Black		Patina green
	Grey		Reed green
	White		White green
	Sand yellow		Light green
	Brown beige		Pastel turquoise
	Pearl white		Beige grey
	Ivory		Granite grey
	Light ivory		Light grey 2
	Grey beige		Telegrey 4
	Beige red		Beige brown
	Antique pink		Pale brown
	Orient red		Cream
	Pigeon blue		Signal white
	Sky blue		Papyrus white
	Pastel blue		

Note: The colour samples are intended as a colour guide. They may differ slightly from the colour shade of the original chips. The chip structure is individual and depends on the application technique used.

ELAPRO GmbH & Co. KG I Wasserturmstrasse 5 I D-06766 Bitterfeld-Wolfen I +49 3494 36821-21 I vertrieb@elapro.de